


HS-350DC

LOW PROFILE - HOT SWAP - 350 WATTS

-40 to -75VDC INPUT - ONE TO FOUR OUTPUTS

Dual High Current Outputs, Standard Models of 5Vdc/40Amps and 3.3Vdc/20Amps



FEATURES:

- Low Profile 2.06" x 5" x 10.41" in Size
- N+1 Redundant and Hot Swap (Positronic Connector)
- One to Four outputs with Oring Diodes
- Meets EN55022 Level A / FCC Class A
- No Additional Cooling Required up to 50°C
- Active Current Share Capability
- Remote Sense On V1 / V2 Outputs
- Up to 20A Capability on V2
- Greater than 90,000 Hrs MTBF (500,000 Hrs in Redundancy)

See model HS-350P for AC Equivalent



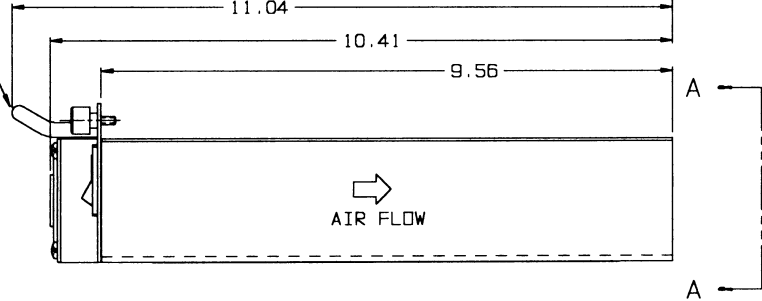
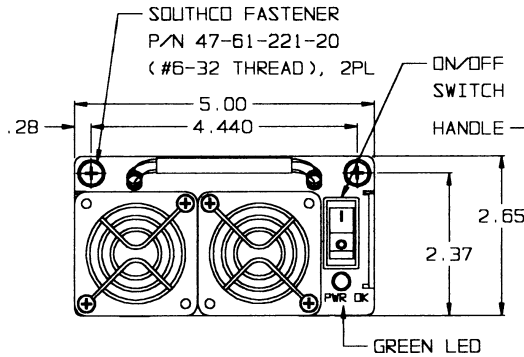
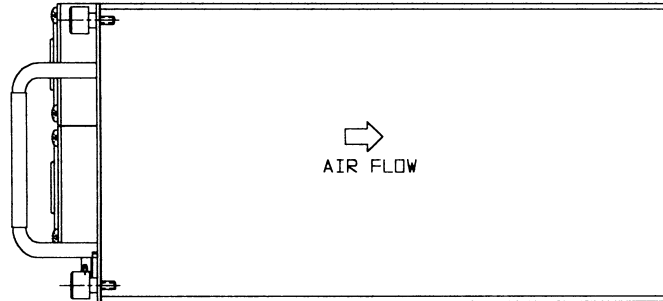
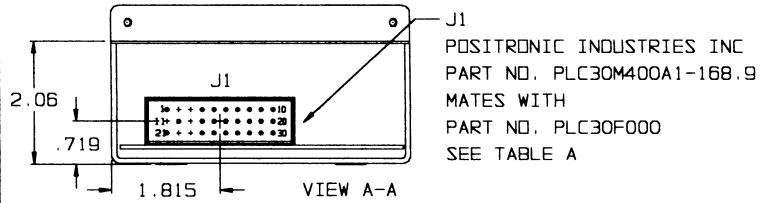
	OUTPUT VOLTAGE (VDC)	OUTPUT AMPERES (MAX)	OUTPUT POWER (WATTS)
V1	2 to 48	*40	350
V2	2 to 48	20	180
V3	3 to 24	4	96
V4	3 to 24	2	24

*60A Capability on V1 (additional cooling required - consult factory)

HS-350DC SERIES 350 WATT COMPACT SIZE

*IN PDF FORMAT, PRINT OR ZOOM TO SEE DRAWING

TABLE A			
PIN	SIGNAL	PIN	SIGNAL
J1-1	N/C	J1-16	RTN
J1-2	N/C	J1-17	+3.3V/20A
J1-3	N/C	J1-18	+3.3V SENSE
J1-4	+12V/4A	J1-19	+5V/40A
J1-5	-12V/2A	J1-20	+5V/40A
J1-6	RTN	J1-21	-48VDC
J1-7	+3.3V/20A	J1-22	N/C
J1-8	+3.3V RTN SENSE	J1-23	N/C
J1-9	+5V/40A	J1-24	I-SHARE
J1-10	+5V/40A	J1-25	PG
J1-11	0 VDC	J1-26	RTN
J1-12	CASE GND	J1-27	INHIBIT
J1-13	N/C	J1-28	RTN
J1-14	+5V RTN SENSE	J1-29	RTN
J1-15	+5V SENSE	J1-30	RTN



Nominal Input Voltage	-48 VDC.	Overvoltage Protection	Shutdown at 130% of nominal Vout. Recycle input power to reset.
Operational Input Voltage Range	-40 to -75 VDC Transients to 140V for 2 sec.	Overtemperature Protection	Unit shuts down if overheated. DC must be recycled.
Inrush Current	Less than 5 msec. 40 amperes @ 48 VDC	Cooling	Integral fans up to 50°C Ambient full power.
Fusing	20 Ampere, 125 VDC, Internal ceramic body fuse.	Input/Output Isolation	2828 VDC, SELV construction.
Hold up time	5msec minimum after loss of DC Input at full load and any operational input.	Remote Sense (V1& V2 output)	Up to 0.5 volts total in load.
Efficiency	65% typical (without OR diodes)	Remote On/Off	Open to Run, Contact closure to return , turns off all outputs.
Turn on time	Less than 1 sec.	Power Good	The PG signal is a normal Logic "1" which switches states whenever the +5V, or +3.3V outputs go 5% below output specification.
Load Regulation	1% for 10% to 100% load change on V1 1% for 0% to 100% load change on V2 3% for 0% to 100% load change on V3 2% for 0% to 100% load change on V4 10% min. load required on V1 for max load reg. on outputs V2 to V4.	Operating Temperature	-20°C to 50°C full output
Line Regulation	± 0.1% over operating line range, all outputs.	Stability	All outputs 0.5% for 8 hrs. after 1 hour warm-up.
Ripple & Noise	1% PARD or 100mv which ever is greater. 20MHz bandwidth.	Humidity	Up to 95% non-condensing.
Transient Response	Output maximum excursion of ± 5% for 25% load step. Recovery less than 500 µsec.	Size	2.06"x 5"x 10.41" Weight: 4 lbs.
Short Circuit and Overload Protection	All outputs are protected from short circuit and overload. Automatic recovery.	EMI	Meets FCC Class A and EN55022 Level A
Overshoot	No turn-on or turn-off overshoot.	Safety	UL 1950, CSA C22.2 No. 950, EN60950.

SERIES BREAKDOWN: HS-350X1-DC
where X1= S for Single output, D for Dual output, T for Triple output or Q for Quad output

REV:-